



MASTER LEDtube InstantFit HF

MASTER LEDtube HF 600mm 10.5W865 T8

The Philips MASTER LEDtube integrates a LED light source into a traditional fluorescent form factor. Its unique design creates a perfectly uniform visual appearance which cannot be distinguished from traditional fluorescent. The MASTER LEDtube Performance is the ideal solution for customers which have higher light requirements and the want to maximize value over lifetime.(need the longest lifetime). Full energy savings and TCO benefits.The Philips MASTER LEDtube integrates a LED light source into a traditional fluorescent form factor. Its unique design creates a perfectly uniform visual appearance which cannot be distinguished from traditional fluorescent. The MASTER LEDtube Performance is the ideal solution for customers which have higher light requirements and the want to maximize value over lifetime.(need the longest lifetime). Full energy savings and TCO benefits.

Product data

• General Information

Cap-Base	G13 [G13 Medium Bi-Pin Fluorescent]
Main Application	Industrial
Nominal Lifetime (Nom)	50000 h
Switching Cycle B50L70	50000X 50000

• Light Technical

Color Code	865 [CCT of 6500K]
Beam Angle (Nom)	160 °
Luminous Flux (Nom)	1050 lm
Luminous Flux (Rated) (Nom)	1050 lm
Rated Beam Angle	160 °
Correlated Color Temperature (Nom)	6500 K
Color Consistency	6 steps
Color Rendering Index (Nom)	83
LLMF At End Of Nominal Lifetime (Nom)	70 %

• Operating and Electrical

Input Frequency	20000-80000 Hz
Power (Rated) (Nom)	10.5 W
Lamp Current (Max)	400 mA
Lamp Current (Min)	200 mA
Starting Time (Max)	0.5 s
Warm Up Time To 60% Light (Max)	0.1 s
Power Factor (Min)	0.9
Voltage (Nom)	30-80 V

• Temperature

T-Storage (Max)	65 °C
T-Storage (Min)	-40 °C
T-Case Maximum (Nom)	40 °C

• Controls and Dimming

Dimmable	No
----------	----

PHILIPS

MASTER LEDtube InstantFit HF

• Mechanical and Housing

Product Length 600 mm

• Approval and Application

Energy Saving Product Yes
Suitable For Accent Lighting No
Energy Efficiency Label (EEL) A+
Energy Consumption 13 kWh/kWh/1000 h

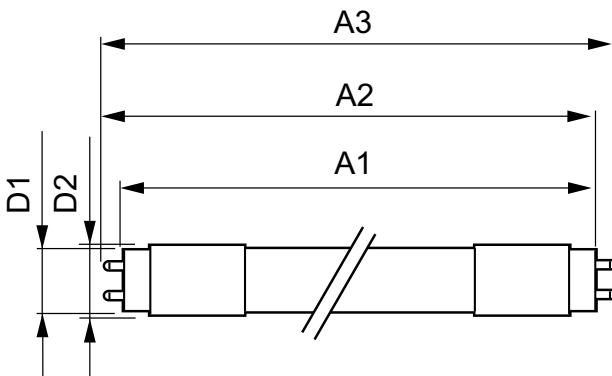
• Product Data

Full product code 871869655969700
Order product name MASTER LEDtube HF 600mm 10.5W865 T8
EAN/UPC - Product 8718696559697
Order code 929001219702
Numerator - Quantity Per Pack 1
Numerator - Packs per outer box 10
Material Nr. (12NC) 929001219702
Net Weight (Piece) 0.160 kg

Warnings and Safety

- NOTES: The overall energy efficiency and light distribution of any installation that uses these lamps are determined by the design of the installation.

Dimensional drawing



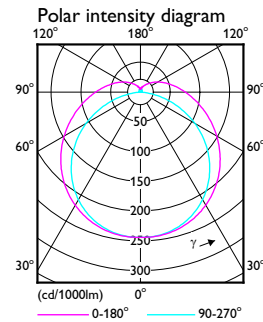
TLED 230V 10.5W-36W 1050lm160D6500K T8ND

Product	D1	D2	A1	A2	A3
MASTER LEDtube HF 600mm 10.5W865 T8	25.6 mm	27.8 mm	588.6 mm	595.7 mm	602.8 mm

General Uniform Lighting

1 x TLED10.5W6500K 160D 9290012197

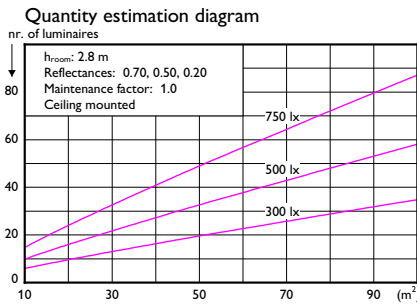
1 x 1050 lm



Light output ratio 1.00
 Service upward 0.14
 Service downward 0.86

CIE flux code 40 69 88 86 100

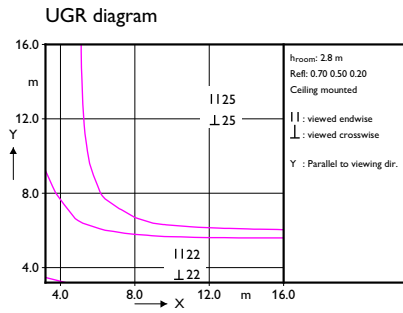
UGRcen (4Hx8H, 0.25H) 24



Utilisation factor table

Room Index k	Reflectances (%) for ceiling, walls and working plane (CIE)											
	0.80	0.80	0.70	0.70	0.70	0.70	0.50	0.50	0.30	0.30	0.00	0.00
0.50	0.50	0.50	0.50	0.50	0.30	0.30	0.10	0.10	0.30	0.10	0.00	0.00
0.30	0.10	0.30	0.20	0.10	0.10	0.10	0.10	0.10	0.10	0.10	0.00	0.00
0.60	0.43	0.41	0.42	0.41	0.40	0.32	0.31	0.26	0.29	0.25	0.22	
0.80	0.53	0.50	0.51	0.50	0.48	0.40	0.39	0.33	0.37	0.32	0.29	
1.00	0.61	0.57	0.59	0.57	0.55	0.47	0.45	0.40	0.43	0.38	0.34	
1.25	0.69	0.63	0.66	0.64	0.61	0.54	0.51	0.46	0.49	0.45	0.40	
1.50	0.75	0.68	0.72	0.69	0.66	0.59	0.56	0.51	0.54	0.49	0.45	
2.00	0.85	0.76	0.81	0.77	0.74	0.67	0.64	0.60	0.61	0.57	0.52	
2.50	0.91	0.81	0.87	0.83	0.78	0.73	0.69	0.65	0.66	0.62	0.57	
3.00	0.96	0.84	0.92	0.87	0.82	0.77	0.73	0.69	0.69	0.66	0.61	
4.00	1.03	0.89	0.98	0.92	0.86	0.82	0.78	0.75	0.74	0.71	0.65	
5.00	1.07	0.92	1.01	0.95	0.89	0.85	0.81	0.78	0.77	0.75	0.68	

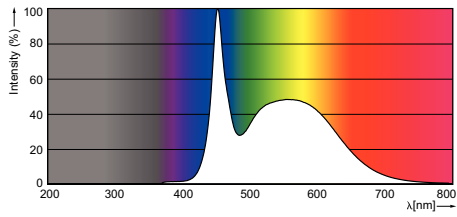
Ceiling mounted



Luminance Table

Plane	0.0	15.0	30.0	45.0	60.0	75.0	90.0
Ceiling	8271	8352	8635	9126	9940	11317	13009
45.0	7745	7821	8092	8554	9328	10694	13387
50.0	7240	7313	7570	7994	8698	9990	12862
55.0	6763	6827	7067	7445	8049	9211	12193
60.0	6311	6369	6594	6914	7398	8331	11318
65.0	5898	5947	6151	6409	6759	7355	10135
70.0	5521	5564	5745	5942	6144	6288	8559
75.0	5195	5228	5382	5527	5574	5198	6261
80.0	4918	4941	5083	5173	5101	4206	3162
85.0	4702	4714	4839	4906	4769	3565	128
90.0							

2016-01-21



© 2016 Philips Lighting Holding B.V.
All rights reserved.

Specifications are subject to change without notice. Trademarks are the property of Koninklijke Philips N.V. (Royal Philips) or their respective owners.

www.philips.com/lighting

2016, June 6
data subject to change