



CorePro LEDtube InstantFit HF

CorePro LEDtube HF 1200mm 15W840 T8 G

CorePro LEDtube InstantFit HF is an affordable LED solution suitable for replacing T8 fluorescent lamps. It provides a natural lighting effect for use in general lighting applications, as well as instant energy savings – an environmentally friendly solution.

Product data

• General Information

Cap-Base	G13
Nominal Lifetime (Nom)	30000 h
Switching Cycle B50L70	50000X 30000

• Light Technical

Color Code	840 [CCT of 4000K (841)]
Beam Angle (Nom)	240 °
Luminous Flux (Nom)	1600 lm
Luminous Flux (Rated) (Nom)	1600 lm
Color Designation	Cool White (CW)
Rated Beam Angle	240 °
Correlated Color Temperature (Nom)	4000 K
Luminous Efficacy (rated) (Nom)	106 lm/W
Color Consistency	<6
Color Rendering Index (Nom)	83
LLMF At End Of Nominal Lifetime (Nom)	70 %

• Operating and Electrical

Input Frequency	20000-75000 Hz
Power (Rated) (Nom)	15 W
Lamp Current (Max)	700 mA
Lamp Current (Min)	200 mA
Wattage Equivalent	36 W
Starting Time (Nom)	0.5 s

Warm Up Time To 60% Light (Nom)	0.1 s
Voltage (Nom)	30-80 V

• Temperature

T-Ambient (Max)	45 °C
T-Ambient (Min)	-20 °C
T-Storage (Max)	65 °C
T-Storage (Min)	-40 °C
T-Case Maximum (Nom)	45 °C

• Controls and Dimming

Dimmable	No
----------	----

• Mechanical and Housing

Product Length	1200 mm
----------------	---------

• Approval and Application

Energy Saving Product	Yes
Suitable For Accent Lighting	No
Energy Efficiency Label (EEL)	A+
Approval Marks	CE marking RoHS compliance KEMA Keur certificate
Energy Consumption kWh/1000 h	19 kWh

PHILIPS

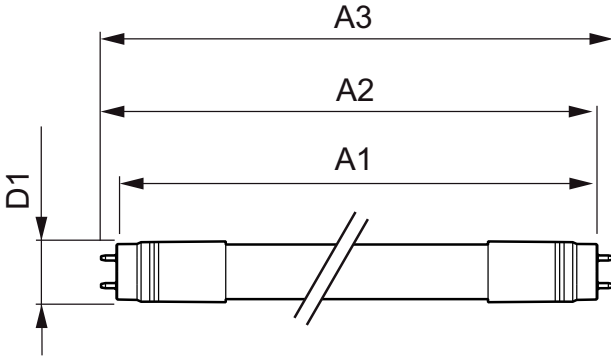
CorePro LEDtube InstantFit HF

• Product Data

Full product code 871869658127800
Order product name CorePro LEDtube HF 1200mm
15W840 T8 G
EAN/UPC - Product 8718696581278
Order code 929001249902

Numerator - Quantity Per Pack 1
Numerator - Packs per outer box 10
Material Nr. (12NC) 929001249902
Net Weight (Piece) 0.209 kg

Dimensional drawing



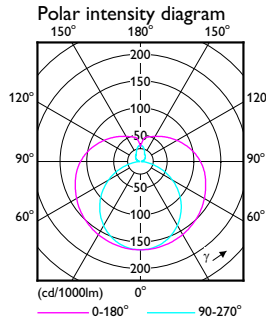
TLED 15W-36W 1600lm 240D 4000K G13 ND

Product	D	A1	A2	A3
CorePro LEDtube HF 1200mm 15W840 T8 G	27.9 mm	1199.4 mm	1205.3 mm	1213.6 mm

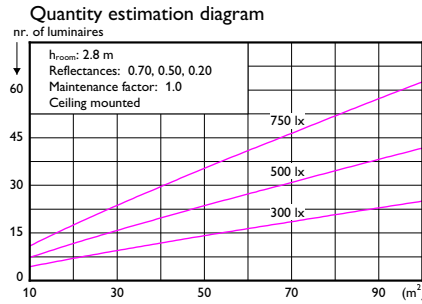
General Uniform Lighting

1 x TLED 15W 4000K 240D 9290012499

1 x 1600 lm



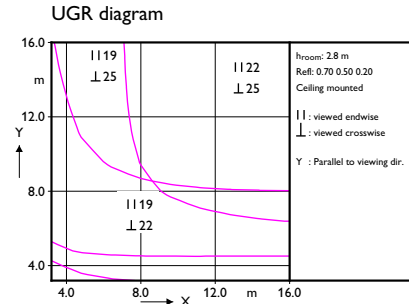
Light output ratio 1.00
 Service upward 0.32
 Service downward 0.68
 CIE flux code 34 62 83 68 100
 UGRcen (4Hx8H, 0.25H) 23



Utilisation factor table

Room Index k	Reflectances (%) for ceiling, walls and working plane (CIE)											
	0.80	0.80	0.70	0.70	0.70	0.70	0.50	0.50	0.30	0.30	0.00	0.00
0.80	0.50	0.50	0.50	0.50	0.50	0.30	0.30	0.10	0.30	0.10	0.00	0.00
1.00	0.30	0.10	0.30	0.20	0.10	0.10	0.10	0.10	0.10	0.10	0.00	0.00
1.25	0.60	0.39	0.37	0.36	0.35	0.28	0.25	0.21	0.23	0.19	0.15	0.15
1.50	0.46	0.48	0.45	0.46	0.44	0.43	0.35	0.32	0.27	0.29	0.25	0.20
2.00	0.53	0.56	0.52	0.53	0.51	0.49	0.42	0.38	0.33	0.34	0.30	0.24
2.50	0.64	0.64	0.59	0.60	0.58	0.55	0.48	0.43	0.38	0.39	0.35	0.28
3.00	0.70	0.70	0.63	0.66	0.63	0.60	0.53	0.48	0.43	0.43	0.39	0.32
4.00	0.79	0.79	0.71	0.74	0.70	0.67	0.61	0.55	0.50	0.49	0.46	0.37
5.00	0.86	0.86	0.76	0.80	0.76	0.72	0.66	0.60	0.55	0.54	0.50	0.41
	0.90	0.90	0.79	0.84	0.79	0.75	0.70	0.63	0.59	0.57	0.54	0.44
	0.97	0.97	0.84	0.90	0.84	0.79	0.75	0.68	0.64	0.61	0.58	0.48
	1.01	1.01	0.86	0.94	0.88	0.82	0.78	0.71	0.68	0.64	0.61	0.51

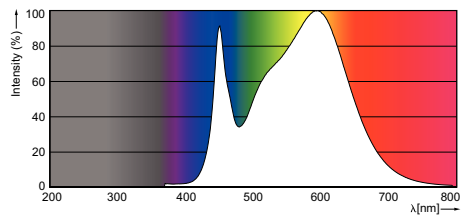
Ceiling mounted



Luminance Table

Plane	0.0	15.0	30.0	45.0	60.0	75.0	90.0
Plane	45.0	5003	4965	4968	5016	5227	5768
Plane	50.0	4908	4859	4833	4839	4983	5479
Plane	55.0	4836	4781	4728	4681	4744	5161
Plane	60.0	4791	4724	4651	4549	4515	4812
Plane	65.0	4777	4696	4603	4447	4311	4426
Plane	70.0	4798	4711	4602	4398	4154	4029
Plane	75.0	4872	4781	4654	4413	4064	3630
Plane	80.0	4989	4892	4772	4483	4042	3256
Plane	85.0	5131	5035	4895	4622	4127	3037
Plane	90.0	5314	5214	5100	4836	4369	3220

2016-05-12



© 2016 Philips Lighting Holding B.V.
All rights reserved.

Specifications are subject to change without notice. Trademarks are the property of Koninklijke Philips N.V. (Royal Philips) or their respective owners.

www.philips.com/lighting

2016, September 16
data subject to change