


PHILIPS

Xitanium

LED driver



Datasheet

Xitanium LED drivers – linear LV isolated

Xitanium 75W 0.7-2A 54V 1-10V 230V

9290 008 63503

Enabling future-proof LED technology

Xitanium LED drivers are designed to operate LED solutions for general lighting applications such as linear lighting, as well as downlighting and spot/accent lighting.

High reliability underpinned by 5 year warranty, enhanced by specific features that protect the connected LED module, e.g. hot wiring, reduced ripple current and thermal derating. Most drivers feature central DC operation.

In the coming years LEDs will continue to increase in efficiency, creating generation and complexity challenges for OEMs. With Xitanium LED drivers, flexibility in luminaire design is assured thanks to an adjustable output current. Application-oriented operating windows offer the flexibility required to provide the stable lumen output and light quality levels that lighting specifiers and architects demand. And the adjustable output current also enables operation of various LED PCB solutions from different manufacturers.

Benefits

- High reliability underpinned by 5 year warranty
- Future-proof flexibility - application-oriented operating windows enable LED generation and complexity management
- Compatibility - can also be used for other manufacturers' modules or OEMs' own PCB designs
- Flicker and noise free dimming with all Touch and DALI LED drivers due to amplitude dimming (AM)

Features

- Simpler approval process and easy design-in
- Operating windows - output current configurable via DALI or SimpleSet by means of Philips MultiOne software or via a resistor (LEDset)
- Reduced ripple current and thermal derating for increased reliability
- Power ratings: 36W, 65W and 75W
- DALI dimmable & programmable, 1-10V dimmable, and fixed-output versions

Application

- Offices
- Industry
- Supermarkets / Retail

Electrical input data

Specification item	Value	Unit	Condition
Rated input voltage range	220...240	V _{ac}	Performance range
Rated input voltage	230	V _{ac}	
Rated input frequency range	50...60	Hz	Performance range
Rated input current	0.37	A	@ max output power @ rated input voltage
Rated input power	85	W	@ rated output power @ rated input voltage
Power factor	0.9		@ rated output power @ rated input voltage
Total harmonic distortion	20	%	@ rated output power @ rated input voltage
Efficiency	88	%	@ rated output power @ rated input voltage
Rated input voltage DC range	186...250	V _{dc}	Performance range
Input voltage AC range	202...254	V _{ac}	Operational range
Input frequency AC range	47.5...63	Hz	Operational range
Input voltage DC range	168...275	V _{dc}	Operational range
Isolation input to output	SELV		

Electrical output data


Specification item	Value	Unit	Condition
Regulation method	Constant Current		
Output voltage	27...54	V _{dc}	
Output voltage max.	60	V	Maximum output voltage (rms)
Output current	0.7...2	A	
Output current tolerance ±	5	%	
Output current ripple LF	≤ 4	%	Ripple = peak / average, < 3kHz
Output power	21...75	W	

Electrical data controls input

Specification item	Value	Unit	Condition
Control method	1-10V		
Dimming range	5...100	%	>300mA 1% dimming; < 300mA min. current 14mA
Isolation controls input to output	Basic		acc. IEC61347-1

Wiring and Connections

Specification item	Value	Unit	Type
Input wire cross-section	0.5...1.5 / 20...16	mm ² / AWG	WAGO744, solid wire
Input wire strip length	8...9	mm	
Output wire cross-section	0.5...1.5 / 20...16	mm ² / AWG	WAGO744, solid wire
Output wire strip length	8...9	mm	
Maximum cable length	4	m	Total length of wiring including LED module, one way

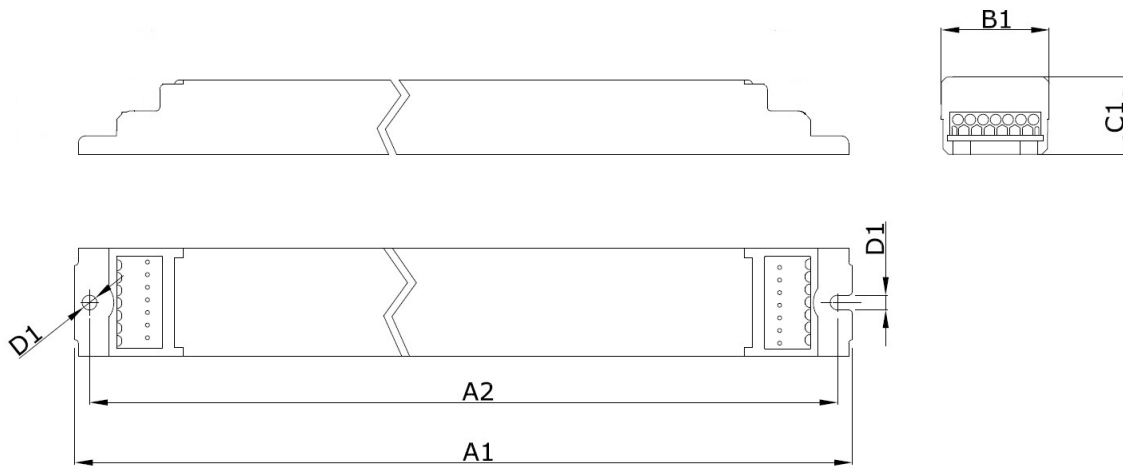


Insulation

Insulation per IEC61347-1	Input	Output+Rset2	1-10V	Housing
Input		SELV	Basic	Basic
Output+Rset2	SELV		Basic	Basic
1-10V	Basic	Basic		Basic
Housing	Basic	Basic	Basic	

Dimensions and weight

Specification item	Value	Unit	Tolerance (mm)
Length (A1)	424	mm	
Mounting hole distance (A2)	415	mm	
Width (B1)	30	mm	
Height (C1)	25.7	mm	
Mounting hole diameter (D1)	4.1	mm	
Weight	379	gram	



Logistical data

Specification item	Value
Product name	Xitanium 75W 0.7-2A 54V 1-10V 230V
EOC	871829169644500
Logistic code 12NC	9290 008 63503
EAN1 (GTIN)	8718291696445
EAN3	8718291696452
Pieces per box	12

Operational temperatures and humidity

Specification item	Value	Unit	Condition
Ambient temperature	-20...+50	°C	Higher ambient temperature allowed as long as T _{case-max} is not exceeded
T _{case-max}	80	°C	Maximum temperature measured at T _{case-point}
T _{case-life}	75	°C	Measured at T _{case-point}
Maximum housing temperature	110	°C	In case of a failure, inherent by design
Relative humidity	10...90	%	Non-condensing

Lifetime

Specification item	Value	Unit	Condition
Driver lifetime	50,000	hours	Measured temperature at Tcase-point is Tcase-life. Maximum failures = 10%

Storage temperature and humidity

Specification item	Value	Unit	Condition
Ambient temperature	-25...+85	°C	
Relative humidity	5...95	%	Non-condensing

Programmable features

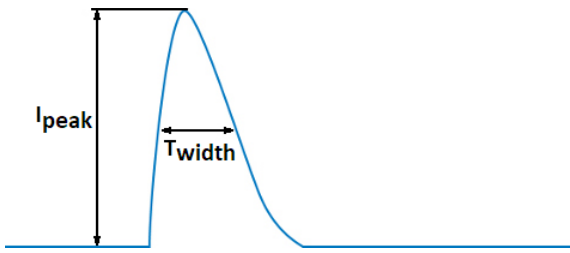
Specification item	Available	Default setting	Condition
Set Adjustable Output Current (AOC)	Rset2	700 mA	
LED Module Temperature Protection (MTP)	Yes		
Constant Light Output (CLO)	No		
DC emergency (DCemDim)	No		

Features

Specification item	Value		Condition
Open load protection	Yes		Automatic recovering
Short circuit protection	Yes		Automatic recovering
Over power protection	Yes		Automatic recovering
Hot wiring	No		
Suitable for fixtures with protection class	I		per IEC60598
Energy metering	No		
Diagnostics	No		

Inrush current

Specification item	Value	Unit	Condition
Inrush current I_{peak}	19.8	A	Input voltage 230V
Inrush current T_{width}	280	μ s	Input voltage 230V, measured at 50% I_{peak}
Drivers / MCB 16A type B	≤ 24	pcs	Indicative value



MCB	Rating	Relative number of LED drivers
B	4A	25%
B	6A	40%
B	10A	63%
B	13A	81%
B	16A	100% (stated in datasheet)
B	20A	125%
B	25A	156%
B	32A	200%
B	40A	250%
C	4A	42%
C	6A	63%
C	10A	104%
C	13A	135%
C	16A	170%
C	20A	208%
C	25A	260%
C	32A	340%
C	40A	415%

Driver touch current / protective conductor current

Specification item	Value	Unit	Condition
Typical Protective Conductor Current (ins. Class I)	0.7	mA rms	Acc. IEC60598-1. LED module contribution not included

Surge immunity

Specification item	Value	Unit	Condition
Mains surge immunity (diff. mode)	1	kV	Acc. IEC61000-4-5. 2 Ohm, 1.2/50us, 8/20us
Mains surge immunity (comm. mode)	2	kV	Acc. IEC61000-4-5. 12 Ohm, 1.2/50us, 8/20us
Control surge immunity (diff. mode)	1	kV	Acc. IEC61000-4-5. 2 Ohm, 1.2/50us, 8/20us
Control surge immunity (comm. mode)	2	kV	Acc. IEC61000-4-5. 12 Ohm, 1.2/50us, 8/20us

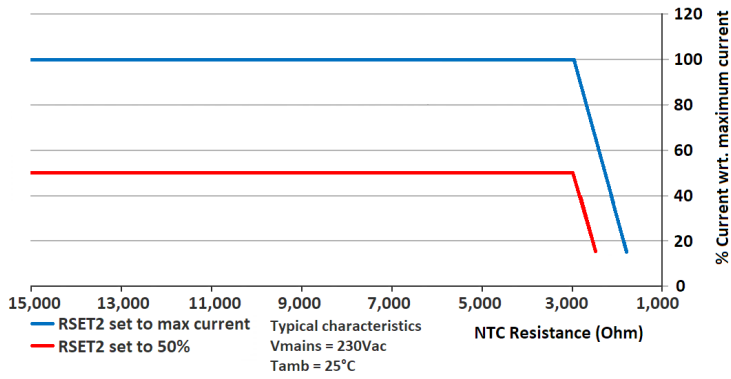
Application Info

Specification item	Value
Approval marks	C-tick / CCC / CE / EAC / EL / ENEC / KS / SELV / TISI
Ingress Protection classification (IP)	20
Application	Indoor Linear
Mounting Type	Built-in

Module Temperature Protection

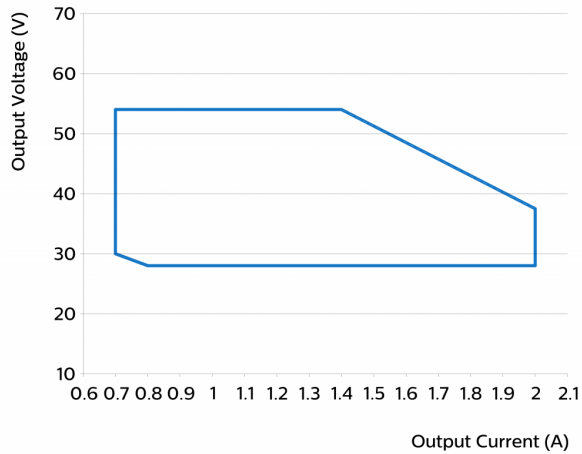
Specification item	Value	Unit	Condition
Advised NTC type	Vishay 15kOhm±2%NTC	238161554153	
	Murata NCP15XW153E03RC	NCP15XW153E03RC	With 390Ω in series
NTC resistance threshold	2966	Ω	Start limiting output current
Corresponding temperature	70	°C	With advised type 238161554153

NTC resistance versus output current

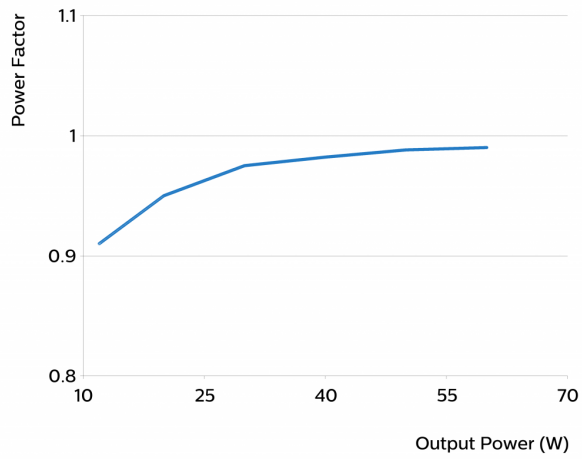


Graphs

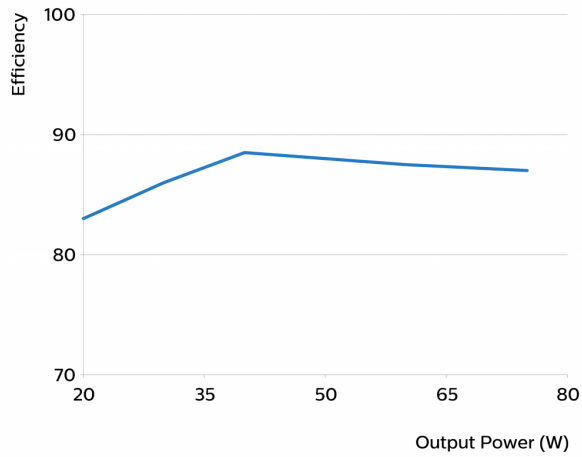
Operating window



Power factor versus output power



Efficiency versus output power



©2020 Signify Holding, IBRS 10461, 5600 VB, NL. All rights reserved.
UK importer address: Signify Commercial UK Limited, 3, Guildford Business Park, GU2 8XG.

The information provided herein is subject to change without notice. Signify does not give any representation or warranty as to the accuracy or completeness of the information included herein and shall not be liable for any action in reliance thereon. The information presented in this document is not intended as any commercial offer and does not form part of any quotation or contract, unless otherwise agreed by Signify.

Philips and the Philips Shield Emblem are registered trademarks of Koninklijke Philips N.V. All other trademarks are owned by Signify Holding or their respective owners.

Date of release: December 10, 2020 v2

www.philips.com/oem